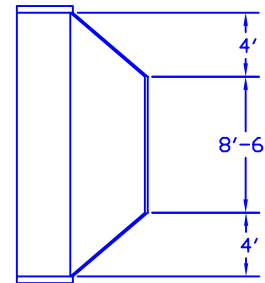
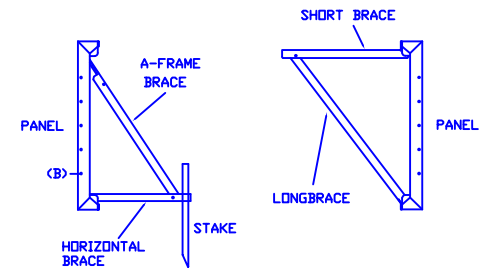


MANDATORY ROPE AND FLOAT 12 INCHES FROM SLOPE CHANGE

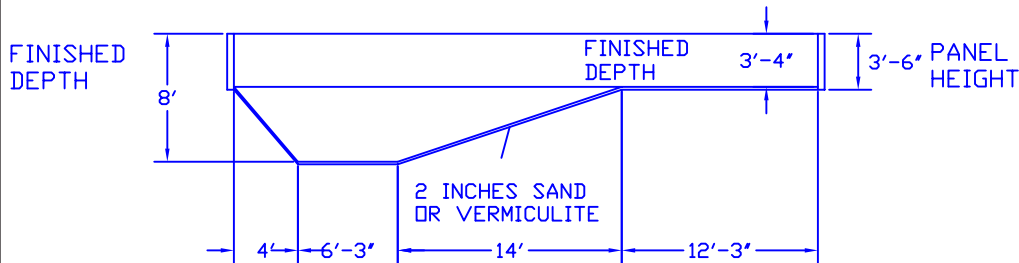


A-FRAME DETAIL DECK SUPPORT DETAIL



NOTE: HORIZONTAL BRACE CAN BE FASTENED TO BOLT HOLE (B) TO EASE PLUMBING INSTALLATION.

AREA: 543 SQ. FT.
PERIMETER: 91'-10"
VOLUME: 22,432 GALS.



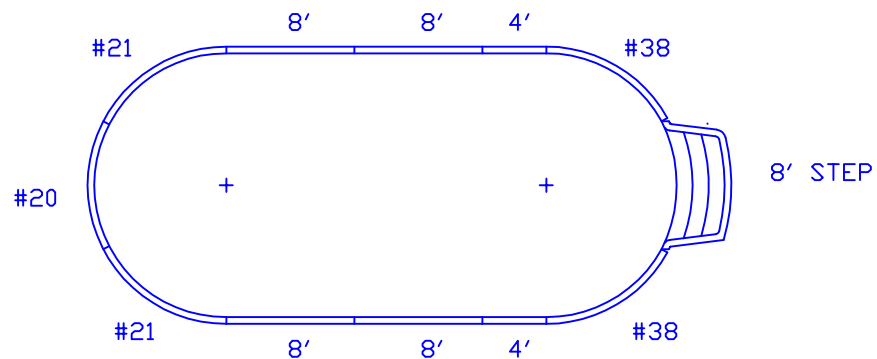
NOTE: A MEANS OF EGRESS FOR BOTH THE DEEP END AND THE SHALLOW END OF THE POOL MUST BE PROVIDED AS REQUIRED BY ANSI/NSPI-5 SECTION-6.

INTERNATIONAL SWIMMING POOLS NOTES SWIMMING POOLS ARE DANGEROUS WHEN USED IMPROPERLY. NEVER DIVE IN THE SHALLOW END OF ANY POOL. CONSULT WITH THE DIVING BOARD AND SLIDE MANUFACTURER(S) AND THE NATIONAL SPA AND POOL INSTITUTE (2111 EISENHOWER AVENUE ALEXANDRIA, VA 22314 (703-838-0083) PRIOR TO INSTALLING DIVING BOARDS AND/OR SLIDES ON THIS POOL TO ENSURE THE POOL MEETS THE EQUIPMENT MANUFACTURERS MINIMUM STANDARDS FOR ALLOWABLE INSTALLATION OF THEIR PRODUCT(S) ON THIS POOL. INTERNATIONAL SWIMMING POOLS IS NOT RESPONSIBLE FOR THE POOL'S INTERIOR DETAIL, RATHER THE LINER MANUFACTURER MUST ENSURE THE INTERIOR MEETS N. S. P. I. AND A. N. S. I. STANDARDS. IT IS THE RESPONSIBILITY OF POOL BUILDERS, TOWN OFFICIALS AND POOL OWNERS TO FOLLOW ALL SAFETY GUIDELINES OF THE N. S. P. I., LOCAL ORDINANCES, AND EQUIPMENT MANUFACTURERS.

DWG# PKSO1636

16' 6" X 36' 6" OVAL

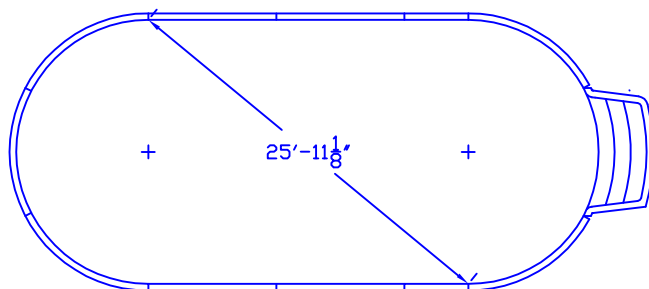




BILL OF MATERIALS

QTY	DESCRIPTION
2	4' STRAIGHT PANEL
4	8' STRAIGHT PANEL
1	L=8' RAD=8'-3" (#20) PANEL
2	L=8'-10 1/2" RAD=8'-3" (#38) PANEL
2	L=9' RAD=8'-3" (#21) PANEL
1	8' CHORD FIBERGLASS STEP * *

* * SUPPLIED BY DEALER



DWG# PKSO1636

16' 6" X 36' 6" OVAL

